

8Pin Pucks Connector and PCBA

1.0 SCOPE

This Product Specification covers the requirement of the 8Pin Pucks connector and PCBA with series 105402/202677/203309 used in mobile phone.

2.0 PRODUCT DESCRIPTION

2.1 PRODUCT NAME AND SERIES NUMBER (S)

Product name: 8Pin pucks connector and PCBA

Series number: 105402/202677/203309

Part number:

8 pin pucks: 105402-****/203309-****


PCBA: 105402-****/202677-****

2.2 DIMENSIONS, MATERIALS, PLATINGS AND MARKINGS

See sales drawing SD-105402-002/2033090001-PSD/SD-105402-003/20267700**-PSD

3.0 APPLICABLE DOCUMENTS AND SPECIFICATIONS

See sales drawings and other sections of this specification for the relevant reference documents. In cases where the specification differs from the drawings, the sales drawings take precedence.



4.0 RATINGS

4.1 VOLTAGE

50 Volts DC Max.

4.2 CURRENT

0.5 Amps Max. per contact

4.3 TEMPERATURE

Operating: - 20°C to + 70°C

Storage : - 40°C to + 85°C

4.4 HUMIDITY

Storage: +15~70% RH

Test : +40~85% RH

REVISION: B	ECR/ECN INFORMATION: EC No: 170902 DATE: 2018/03/14	TITLE: 8x Pin Pucks Connector and PCBA	SHEET No. 1 of 5
DOCUMENT NUMBER: 1054020000	CREATED / REVISED BY: SIVIN WANG	CHECKED BY: ANSON YIN	APPROVED BY: ANSON YIN

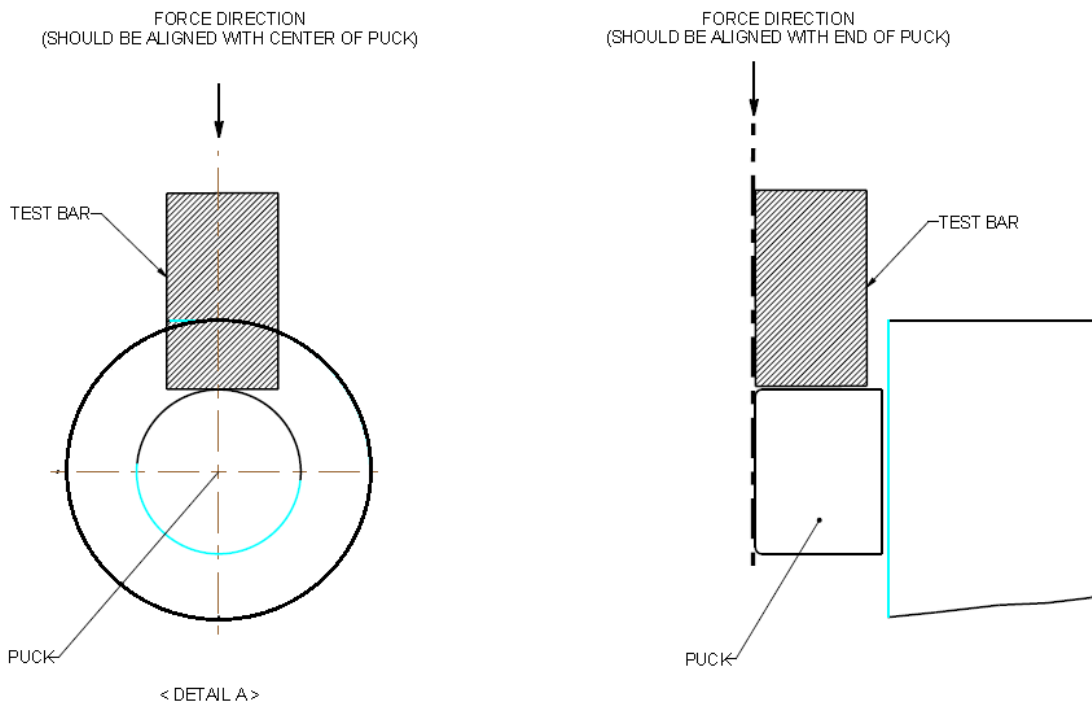
5.0 PERFORMANCE

5.1 ELECTRICAL REQUIREMENTS

ITEM	DESCRIPTION	TEST CONDITION	REQUIREMENT
5.1.1	Contact Resistance	Mate connectors with dry circuit (20mV, 10mA Max) at min. deflection position	10 milliohms Max.

5.2 MECHANICAL REQUIREMENTS

ITEM	DESCRIPTION	TEST CONDITION	REQUIREMENT
5.2.1	Pucks / Housing Retention Force	Apply axial pull out force at the speed rate of 12.5 mm/min on the pucks assembled in the housing.	1.0 N (0.10kgf) Min.
5.2.2	Peeling force (PCBA)	<ul style="list-style-type: none"> -Load speed : 2.5mm/min -Testing part should be fixed into test equipment not to have the moving and tilting during test -Test bar should push the puck on perpendicular direction -Test bar should be aligned with center of puck and end of puck -Test should have 3X reflow process 	20N Min



Peeling force test method

REVISION:	ECR/ECN INFORMATION:	TITLE:	SHEET No.
B	EC No: 170902 DATE: 2018/03/14	8x Pin Pucks Connector and PCBA	2 of 5
DOCUMENT NUMBER:	CREATED / REVISED BY:	CHECKED BY:	APPROVED BY:
1054020000	SIVIN WANG	ANSON YIN	ANSON YIN

5.3 ENVIRONMENTAL REQUIREMENTS

ITEM	DESCRIPTION	TEST CONDITION	REQUIREMENT
5.3.1	Solderability	Process simulation, reflow profiles shown in Appendix 1 Per SMES-152	Solder coverage: 95% Min. No mechanical damage or change to appearance.

The meaning of text “**No mechanical damage**” in the table above is:

- a. no significant corrosion at contact area
- b. no adhesion problem of plating
- c. no blistering of plating
- d. no flaking of plating
- e. no loosen parts
- f. no cracks on any parts

6.0 TEST GROUPS

Note: All test specimens shall pass the reflow process for 3 times except 5.2.1.

Test Item	Description	Pucks		PCBA	
		Group A	Group B	Group C	Group D
5.1.1	Contact Resistance			2	
5.2.1	Pucks / Housing Retention Force		1	3	
5.2.2	Peeling force				2
5.3.1	Solderability	1		1	1
Sample Size		5	5	5	5

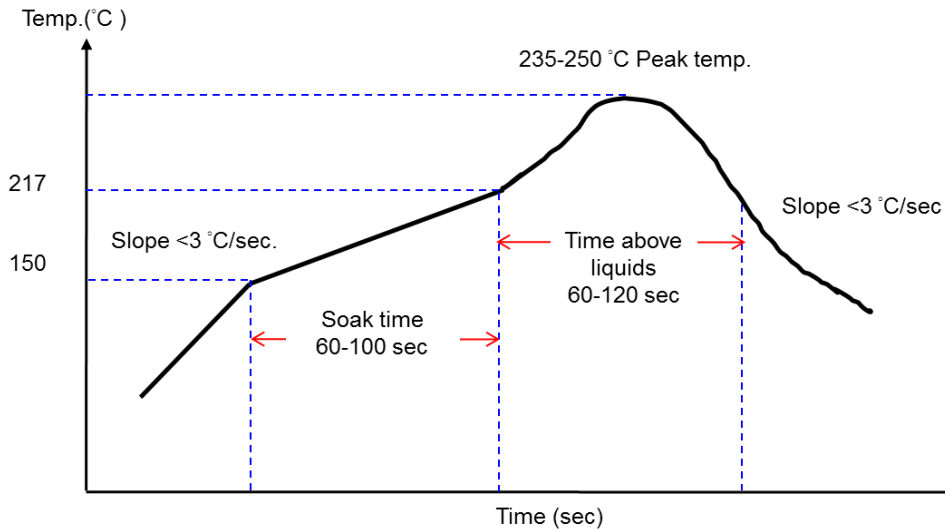
7.0 PACKAGING

Parts shall be packaged to protect against damage during handling, transit and storage. The parts shall be carried in tape & reels inside boxes. For details refer to packaging spec.

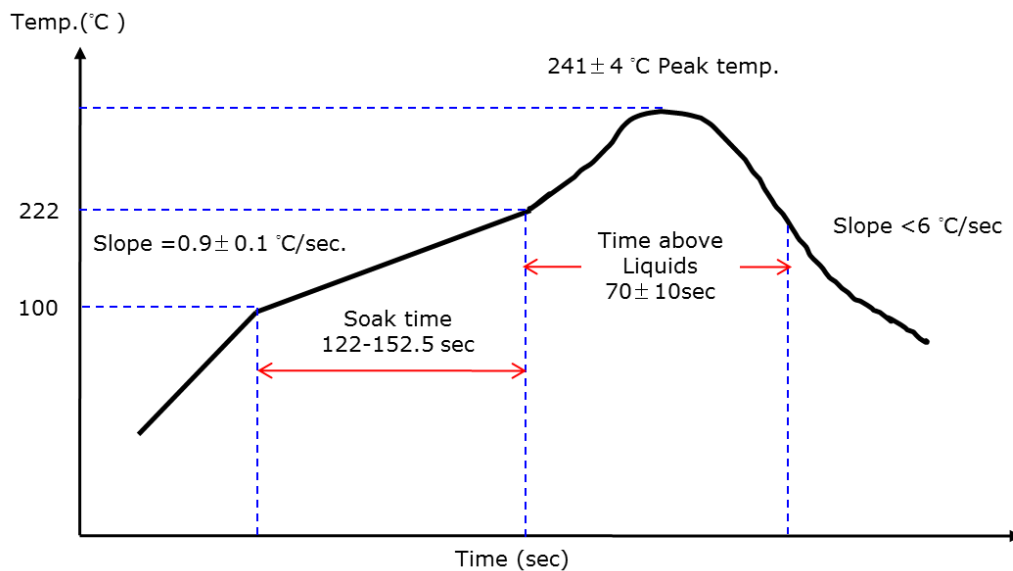
REVISION: B	ECR/ECN INFORMATION: EC No: 170902 DATE: 2018/03/14	TITLE: 8x Pin Pucks Connector and PCBA	SHEET No. 3 of 5
DOCUMENT NUMBER: 1054020000	CREATED / REVISED BY: SIVIN WANG	CHECKED BY: ANSON YIN	APPROVED BY: ANSON YIN

APPENDIX 1: Reflow soldering profile for solderability testing and soldering heat resistance testing
 The reflow profile specified in this section describes expected maximum heat exposure of components during the reflow process. Temperature is measured on top of component. All components have to tolerate at least this profile three times (3x) without affecting electrical performance, mechanical performance or reliability.

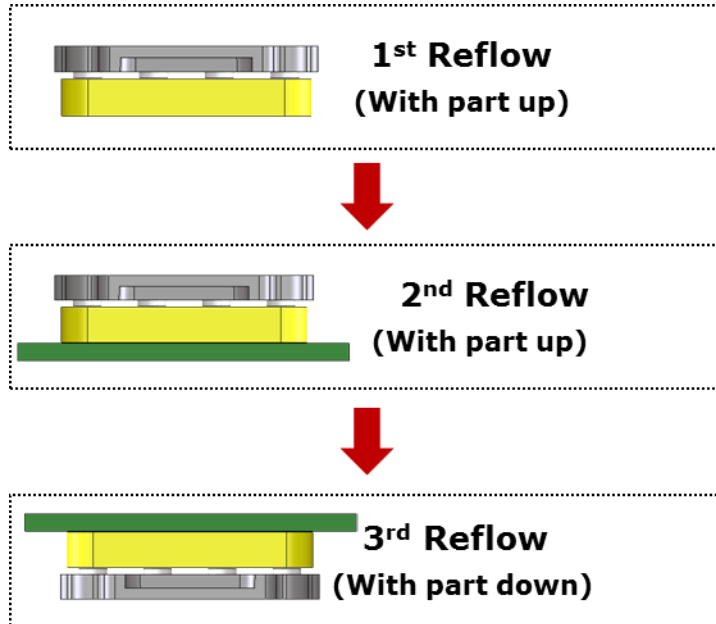
1st reflow profile



2nd and 3rd reflow profile



REVISION: B	ECR/ECN INFORMATION: EC No: 170902 DATE: 2018/03/14	TITLE: 8x Pin Pucks Connector and PCBA	SHEET No. 4 of 5
DOCUMENT NUMBER: 1054020000	CREATED / REVISED BY: SIVIN WANG	CHECKED BY: ANSON YIN	APPROVED BY: ANSON YIN



REVISION: B	ECR/ECN INFORMATION: EC No: 170902 DATE: 2018/03/14	TITLE: 8x Pin Pucks Connector and PCBA	SHEET No. 5 of 5
DOCUMENT NUMBER: 1054020000	CREATED / REVISED BY: SIVIN WANG	CHECKED BY: ANSON YIN	APPROVED BY: ANSON YIN